



# TPMS Technical Service Bulletin



General Information 

GI-11042-014

Applies To: Quick Start: Installing and Updating

May 2, 2014

## Quick Start: Installing TPMS Desktop



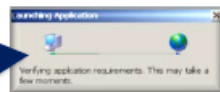
**TPMS Desktop** STEP #1

Let's get started: Use your internet browser to get to the Bartec USA Website. [www.bartecusa.com](http://www.bartecusa.com) Locate the TPMS Desktop Tab then "Click" to enter the installation screen



**Install** STEP #2

On the Installation Screen locate the TPMS Desktop Install Tab then "Click" to begin the installation process



STEP #3

During the installation process this message will appear notifying you the installation has begun.

*Note:* This may take a few moments to complete.



STEP #4

Upon successful installation the TPMS Desktop program will appear on your screen. You now have full access to the TPMS desktop Management system



STEP #5

Last Step: Close the TPMS Desktop and Locate the TPMS Desktop Short cut icon. "Click" the Icon to quickly access the TPMS Desktop.

\*For full information, refer to User Guides or Bartec TSB: GI-11005-04

## Bartec USA Technical Support: 866-407-8767



# TPMS Technical Service Bulletin



## General Information

GI-11042-014

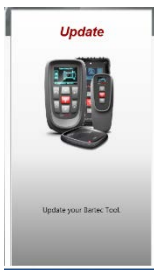
### Quick Start: Updating using TPMS Desktop

TPMS Desktop can be used to update the following Bartec TPMS tools:

- Tech 500
- Tech 400 Series
- Tech 300 SD Series
- Tech 200

\*\*It is important that your 400 series and 300SD series tools be at least up to R45.0 to use this feature. If your software is older than that, please log into your Bartec Tools Account and complete the update using that method.


#### 1) Click on the Update application to begin



#### 2) Connect your TPMS tool using the USB cable

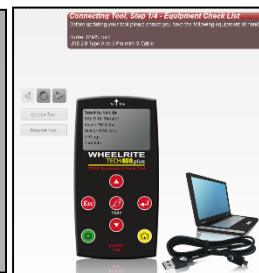
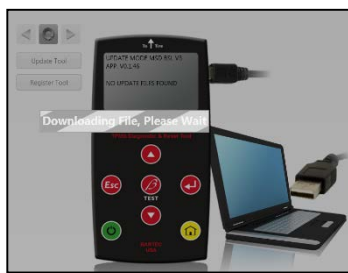
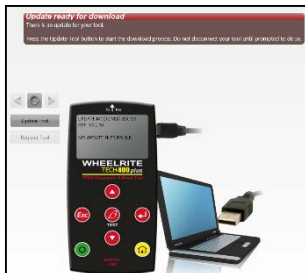
#### 3) Click the Update button

#### Connected Tools:

	Tool Type:	Tech500	Update Register
	Serial Number:	351932	
	Software Version:	50.2	

Tool is registered. Update is Available. Press Update button to proceed.

#### 4) Follow the on screen prompts to complete the update



\*Refer to the User Guide of your tool for further details.

[http://tpmstopgun.com/user\\_guides.php](http://tpmstopgun.com/user_guides.php)

## Bartec USA Technical Support: 866-407-8767